

HELP US BUILD COMMUNITY CONSENSUS

YOUR INVESTMENT. YOUR VOICE.



2024-2025 ANNUAL NEWSLETTER

#1 BIG MOVE

FROM 2023 STRATEGIC MASTER PLAN

“Develop additional indoor, multigenerational recreation space”

NEW INDOOR RECREATION SPACE FEASIBILITY STUDY

WHY?

- Community feedback from the 2023 Strategic Master Plan included a desire for indoor courts for activities like basketball, volleyball, pickleball, and an indoor walking track
- As a result, PROS Consulting was recently awarded the work to perform an Indoor Recreation Space Feasibility Study

WHAT?

- Identify what specific amenities the community wants an indoor recreation center to provide
- Determine the degree to which the community is willing to financially support a new indoor recreation facility

GET INVOLVED!

Expected in the coming weeks, the Lisle Park District and PROS Consulting will launch a project specific website that will provide timely project updates and include opportunities to participate in the public process via an online survey.

6	?	NEXT STEPS TO BE DETERMINED FROM THE RESULTS OF THE FEASIBILITY STUDY
5	SEP	FINAL REPORT, PRESENTATION OF FINDINGS & RECOMMENDATIONS
4	AUG	PRO FORMA, OPERATIONAL & FINANCIAL PLAN, FUNDING STRATEGY
3	JUL	COMPLETE COMMUNITY INPUT PROCESS Focus Groups, Stakeholder Meetings, Surveys
2	APR	COMPLETE MARKET & TREND ANALYSIS
1	FEB	FEASIBILITY STUDY KICK-OFF MEETING Held February 18 with Park Board and staff

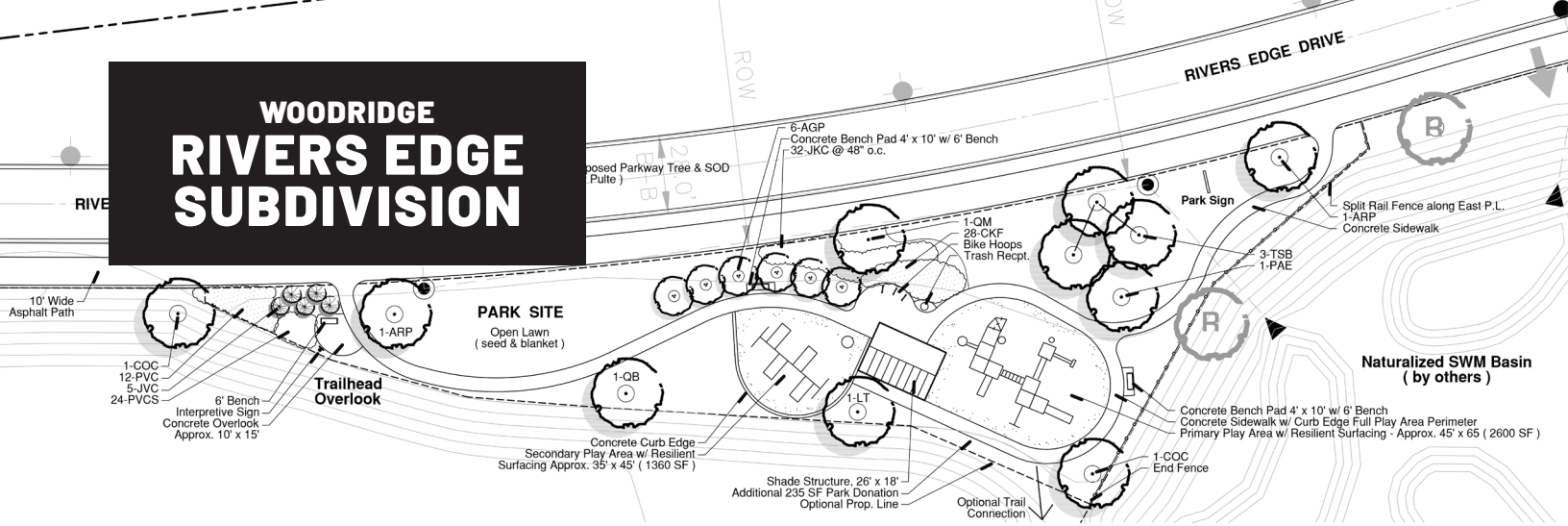
PROJECT MILESTONES

If you would like to participate in the process for the New Indoor Recreation Space Feasibility Study, please contact:

Dan Garvy
Director of Parks & Recreation

✉ dgarvy@lisleparkdistrict.org
☎ 630-353-4310

WOODRIDGE RIVERS EDGE SUBDIVISION



3 NEW PARK SITES

1 RIVERS EDGE PARK



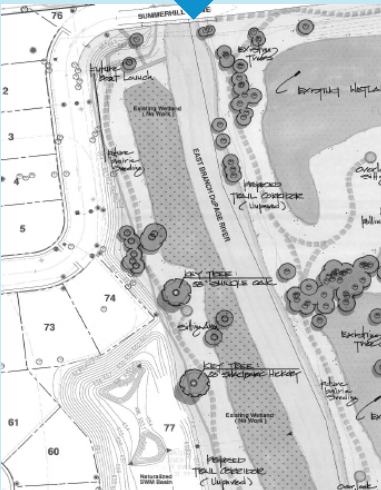
The Lisle Park District & Pulte Home Group have teamed up on three new park sites as part of a new residential development at the southwest corner of Route 53 and Summerhill Drive on the Lisle-Woodridge border.

1

RIVERS EDGE PARK (see plans above)

A traditional park with playground equipment, a small picnic shelter, and path-way connections. Adjacent to a 10-acre wetland that stretches to the East Branch of the DuPage River to the west, this 10 1/2 acre site is tentatively planned to be completed in late spring/early summer 2025.

2 EAST BRANCH PARK



2

EAST BRANCH PARK

This 4-acre site is located immediately across and adjacent to the river, it stretches south to the development's southern boundary and will eventually contain the park district's second canoe/kayak launch, which is tentatively planned for construction in 2026.

3

TREE PRESERVE

This area is located in the far southwest corner of the development and is home to a beautiful stand of mature oak and hickory trees. This site's construction is planned for later this year.

3 TREE PRESERVE



DEVELOPMENT TIMELINE

JUNE 2024

Property annexed to the Lisle Park District

SUMMER 2025

Construction of Rivers Edge Park

FALL 2025

Construction and planting of Tree Preserve

2026

Construction of canoe/kayak launch in East Branch Park

CONSTRUCTION SPRING-SUMMER 2025

1825 Short Street, Lisle

First introduced in 2004, the Ramp Park in Community Park quickly became incredibly popular and has served the community well during all four seasons throughout the years. However, with such extensive use, the various ramps, rails, boxes, and other site equipment are well worn and showing their age.

As a result, in 2024 the Lisle Park District teamed up with American Ramp Company, including two of their professional skaters, and engaged with the community to determine the specific replacement equipment it would most prefer.

The equipment shown here is the result of that process. We hope to have the new equipment installed and ready for use by the end of this summer.

PUBLIC INPUT SUMMARY



Open House Participants


30+



Online Survey Respondents

76

COMMUNITY PARK RAMP PARK



TOP: Ramp Park Redesign | BOTTOM: 2024 Open House



REOPENED IN NOVEMBER 2024

4324 Yackley Avenue, Lisle

After six months of construction, Tate Woods Park reopened in November of 2024. This community park was designed through a collaborative effort between the Lisle Park District staff, local organizations, community groups, and neighbors of the park. The park district was awarded a \$600,000 grant through the Illinois Department of Natural Resources' Open Space Land Acquisition & Development (OSLAD) program for the renovation.

Check out the Summer Program Guide for new pickleball programs and tournaments, which will be held at the pickleball court complex that includes 6 courts, a practice wall, and 3 shade structures.


Park amenities include those pictured here and others, including a ball field, permanent bean bag structures, expanded parking lot, and repaved paths for park accessibility.

TATE WOODS PARK



PICKLEBALL COURT COMPLEX WITH 6 COURTS

1/2 BASKETBALL COURT



PLAYGROUND WITH RUBBER SURFACING



PICNIC SHELTER



TABLE TENNIS





TATE WOODS PARK

Reopened the newly renovated Tate Woods Park, including new amenities, like a Pickleball Court Complex & picnic shelter!

[CHECK OUT MORE INSIDE >](#)

NEW

MUSEUM YOUTH PROGRAMS

Natural History Home School Lessons and Kids Train Club



SUMMER CAMPS IN DEMAND

Total of 2,880 summer camp registrations in 2024, a 25% increase from 2023

GENTLE LEARNING PRESCHOOL

Expansion of Gentle Learning Preschool offerings and early childhood events, including full day 4 year-old preschool, Kids Night Out, Puzzle Palooza, and Glitz & Glam with the Fam!



NEW




CULTURAL ARTS CLASSES

New cultural arts classes including Drama Club, Improv Workshops, and a SFX Zombie Workshop

RIVER BEND GOLF CLUB

Enhanced River Bend Golf Club with repaved cart paths and the planting of 75 new trees. Proactive course maintenance and favorable weather resulted in over 33,000 rounds of golf!



NEW



ADULT PROGRAMS

New adult program options offered such as an Adult Easter Egg Hunt and Outdoor Yoga Events

DOWNERS GROVE PARTNERSHIP

Formalized a reciprocal agreement with the Downers Grove Park District to allow Lisle Park District residents to receive Downers Grove Park District resident rates for their fitness center membership in exchange for Downers Grove Park District residents receiving Lisle Park District resident rates for Sea Lion Aquatic Park memberships.



NEW



WINTER HOLIDAY EVENTS

Revamped winter holiday events, including Peppermint Path, a self-guided walk through lighted holiday displays in Community Park throughout December, and Winter Wonderment, a holiday event combining previous events, such as Candy Cane Hunt, Cookies with Mrs. Claus, and Personalized Santa Visits; Santa Express: A holiday train ride with Santa to the North Pole.

2025 OUTLOOK

NEW SPECIAL EVENT

TAILWAGGER TROT

May 4 in Community Park
Bring your 4-legged friends on a leash for this 5K Run/Walk!

COMMUNITY PARK SOUTH SHELTER

Determine Plans for Expansion & Paved Path Connectivity

RAMP PARK RENOVATION

Including New Programming in Community Park



[CHECK OUT MORE INSIDE >](#)

MORE PICKLEBALL

Program & Tournament Options at Tate Woods Park

EXPANSION OF NATURE PROGRAMS

with the Downers Grove Park District

NEW AMENITY

SAND FEATURE

at Sea Lion Aquatic Park



DIVERSE SPECIAL EVENTS

For all ages throughout the year

CONTACT US

☎ 630-964-3410
✉ info@lisleparkdistrict.org
🌐 lisleparkdistrict.org

FOLLOW US

📍 [lisleparkdistrict](https://www.facebook.com/lisleparkdistrict)
📍 [lisleparks](https://www.instagram.com/lisleparks)
📍 [lisleparks](https://www.tiktok.com/@lisleparks)